



NSP Southern Division Certified Program Roundtable 2025





Purpose and Objectives



- To provide a performance standard for evaluation of a broad range of ski patrolling, management, OEC, OET and ORM knowledge skills.
- To promote a positive working relationship between the ski patrol and ski area management.
- To promote a level of active patrolling in which there is excellence in skiing, outdoor emergency care techniques, patrol management, administration, and leadership; and to utilize these advanced skills to promote safety in the sport of skiing
- To provide a readily identifiable resource of highly skilled, motivated, and knowledgeable patrollers to better serve NSP and Ski Area Management through training and leadership
- To encourage and promote direct relationships, interchange of techniques, and information between patrollers among all ski areas in the Southern Division (and broader NSP)





Program History

- The Certified program started within Eastern Division in the late 1960's
- The program was developed by George Wesson (NSP member from 1938, 10th Mountain Div)
- The First Certified "S&T" Evaluation was held at Wildcat Mt, NH in 1967 (7 original Certs passing)
- First Certified "First Aid" Evaluation was held at Killington in 1968
- First Southern Division Evaluation was held in 1978 at Wintergreen (#109 Phil Birdsong)
- The Southern Division Evaluation was moved to Snowshoe in 1980
- Since 1968 there has been 864 NSP Patrollers who have passed the Certified Evaluation
- The Certified program is considered the PhD equivalent of ski patroller achievement
- The NSP Certified program is active in 8 Divisions (across the US and AK)





SD Certified Membership



NSP Southern Division Membership Stats:

- 39 Active Members (current participating)
- 25 In-active Members (Alum, non-current, retired)
- 7 Associate Members (Eastern & Central Divisions)
- Representing each of the Southern Division Regions
- Representing Management positions at SD resorts
- Representing Leadership Roles within Southern Division
- Representing NSP Board & Program Leadership
- Certified Patrollers make up 2% of SD Membership
- Southern Division first Certified Patroller: #109 Phil Birdsong (1978) & most recent #862 David Cochrane (2024)



NSP SD Certified Program Schedule



- December 04, 2024 – Certified Program Roundtable – MS Teams meeting
- December 30, 2024 – Certified Program Application deadline!
- January 4, 2025 – Clinic #1 (OET/OEC) Pre-qualifier event @ Snowshoe Mtn, WV
- February 1, 2025 – Clinic #2 (OEC/ORM/Lifts-LARR) @ Bryce Resort, VA
- February 23, 2025 – Clinic #3 (OEC/ORM/AVI) @ Beech Mtn, NC
- **March 7- 8, 2025 – Certified Evaluation @ Snowshoe, WV (2-day Fri-Sat)**





Certified Program Prerequisites

Candidate Applicant Must Fulfill the following criteria:

- **Current registration with the National Ski Patrol**
- **Attend & Prequalify at the Certified Ski & Toboggan Clinic**
- **Attend & Prequalify at the Certified OEC Practical Clinic**
- **Be a current NSP Senior Alpine Patroller or Division Equivalent (Pro, etc.)**

Must be a Current Instructor in one or more disciplines:

- **Outdoor Emergency Care (OEC)**
- **Outdoor Emergency Transportation (OET)**
- **Avalanche (AVI)**

Complete NSP Basic Avalanche Awareness or equivalent

Recommended qualifications:

Avalanche Level 1 (AVI L1) or equivalent

Mountain Travel and Rescue (MTR 1) or equivalent



Certified Program Application Process

Step 1: Contact the Certified Supervisor or Regional Certified Liaison

Step 2: Application Package will be emailed to the Candidate:

- ✓ Complete the Certified Candidate Application Form
- ✓ Complete the Southern Division Supplemental Questionnaire
(applications are reviewed/approved by the Credentials Committee)
- ✓ Submit Letter of Recommendation from an active NSP Certified Patroller
- ✓ Submit Letter of Recommendation from Ski Area Management
(GM, Patrol Director or Patrol Representative)

Step 3: Candidate Application Acceptance:

- ✓ Pay Annual Dues \$20 (to the SD Certified Supervisor)
- ✓ Attend & Pass the OET & OEC Certified Pre-qualification Clinic (Snowshoe, WV)

Step 4: Attend Clinics, Train with mentor(s), & Prepare for the Evaluation



Certified Evaluation Stipulations:

- Candidates passing the Pre-qualifier clinic will be permitted to attend the Evaluation
 - Candidates must complete all Certified evaluation modules within a **consecutive 3-year period**
- Candidates may receive a “buy” for injury or if certain modules are not offered due to staffing or weather

The Certified Evaluation

Module 1: Avalanche (AVI)

Module 2: Low Angle Rope Rescue & Lift Evacuation (LARR/LE)

Module 3: Outdoor Emergency Care (OEC)

Module 4: Outdoor Risk Management (ORM)

Module 5: Ski & Ride (OET)

Module 6: Toboggan (OET)

Module 1: Avalanche (AVI) (2) Stations

Station 1: Written Evaluation

- 50 question multiple choice; questions based on content from Basic Avalanche Level 1 class taken from NSP AVI test bank
- Candidates must Pass Station 1 to advance to Station 2

Station 2: Beacon Search & Interview

- Testing held on slope under simulated debris field conditions
- Candidates to locate (1) beacon in 2 minutes OR
- Candidates to locate (2) beacons in 5 minutes
- Interview Topics: route selection, weather, snowpack assessment, Hazard ID, passive/active control measure, general knowledge



Module 2: Low Angle (LARR) & Lift Evacuation (LE) (2) Stations:

Knot Proficiency & Rope Rescue

- Demonstrated at Clinic #2 or at Main Eval (knots and knowledge)



— Passing permits advancement to Station 2 & 3

Station 1: Low Angle Rope Rescue (LARR)


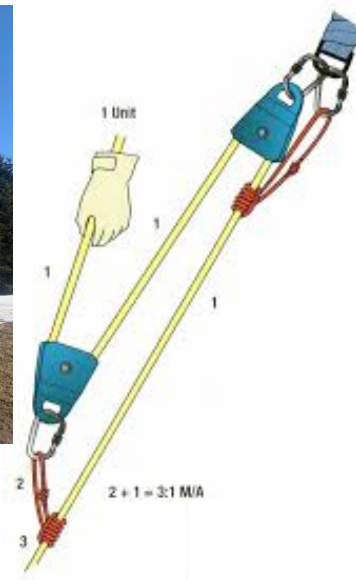
- Interview on snow about safety, anchors, inspection, equipment
- Set up lowering system and 3:1 mechanical advantage raising system
- Candidate can use own equipment or Certified Program equipment

Station 2: Lift Evacuation (LE)

- Interview on your areas LE program, training, planning, and documentation
- Set up and demonstrate Lift Evacuation system



BI & Mono-Skis





Module 3: Outdoor Emergency Care (OEC)

Station 1: Objective Test

50 multiple choice questions taken from **OEC 6th Edition** (passing 80%)

Station 2: Bystander Problem

Simulated incident where candidate must respond solo and instruct helpers

Station 3: Team Scenario(s)

Candidates work as team responding to various challenging incidents

Format: multiple patients/triage, multiple injury(s), difficult extrication

Candidates to lead (1) station; and assist for (2) stations either as 2nd or 3rd responder

Station 4: Unresponsive Patient

Candidate to respond simulated incident requiring rescue breathing CPR/AED

All OEC stations are scored using points system

Candidate must pass ALL station CPIs to pass



Module 3: Outdoor Emergency Care (OEC)

Station 3: Team Scenarios



- Candidates work as team responding to various challenging incidents
 - Involving triage, multiple injured, extrication, medical
- Candidates to lead (1) station; an assist (2) stations either as 2nd or 3rd responder
 - Scoring: 80% of available points and miss no CPI's





Module 4: Outdoor Risk Management (ORM)

(2 components)




Knowledge Based Interview (1 hour)

- Ski Area Operations / Patrol Operations & Risk Management - Mitigation Staffing / Scheduling (Pro vs Vol)
- State Ski Codes and OSHA Compliance/Reporting/Inspections
- Insurance and Liability, Workman's Compensation
- Area Training Requirements
- Operational Procedures, Grooming, Lift Evacuation, Slope Marking
- NSP P&P and the Joint Statement of Understanding
- Radio Communications, Licensing Requirements
- ADA, OSHA, SDS, Medical Waste Management Act, and USFS Land Use Compliance

Slope Interview (on snow 1 hour)

- Trail Design & Maintenance Risk Exposure
- Terrain Features, Policy, Inspection, Signage
- Policies for Snowmobiles, Grooming Equipment and other OTS vehicles
- Snowmaking equipment, Training, Policies, Procedures, and Risk Exposures
- Policies and procedures for Incident Investigation
- Non-skiing risk exposures
- Types of insurance losses
- Environmental risk exposures





Module 5: Ski & Ride (OET)

(2) Core Events & (3) Electives Events



Core Events

- ✓ Patroller Run
- ✓ Steeps/Bumps

(3) Electives

- Crud Skiing
- Groomed Run
- Free Skiing
- Control Course
- Equipment Carry





Module 6: Toboggan (OET)

(2) Components

Unloaded Toboggan

Candidates run toboggan in an expedient and controlled manner, maintaining consistent speed. Route selection, mental alertness, skier and slope awareness and good judgment will be evaluated. Skiing/riding ability also considered during scoring.

Loaded Front Toboggan

Toboggan run on steep moguled slope, navigating a series left and right traverse gates, followed by descending the fall line corridor through bumps. Fall line corridor shall be set to follow the most difficult part of the slope. The candidate will demonstrate a controlled expedient run maintaining consistent speed appropriate to the terrain.





SD Certified Contacts:

Greg "Dude" Thomas
Snowshoe (WV Region)
gmthomas67@gmail.com
304-940-2565
#456

Nathan Wageley
Certified Supervisor
Massanutten Resort, VA
ntwageley@gmail.com
703-470-2040
#623

Landon Figg
Wintergreen Resort, VA
(VA Region RD)
landonfigg@gmail.com
(804) 615-3473
#844

Wayne Morgan
Cataloochee, NC
(High South)
wmorgan@cataloochee.com
(828) 606-5910
#756



Jeff Birks
Beech Mountain, NC
(Blue Ridge)
jbirks@juno.com
(407) 908-5638
#847



Questions?