



NSP Southern Division Certified Program Roundtable 2022





Purpose and Objectives



- To provide a performance standard and evaluation of a broad range of patrol and management skills and knowledge
- To promote a good working relationship between the ski patrol and area management
- To promote a level of active patrolling in which there is excellence in skiing, outdoor emergency care techniques, patrol management, administration and leadership and to utilize these advanced skills to promote safety in the sport of skiing
- To provide a readily identifiable resource of highly skilled, motivated and knowledgeable patrollers to better serve NSP and Ski Area Management through training and leadership
- To encourage and promote direct relationships and interchange of techniques and information between patrollers among all ski areas in the Southern Division.





Program History



- The Certified program started within Eastern Division in the late 1960's
- The program was developed by George Wesson (NSP member from 1938, 10th Mountain Div)
- The First Certified "S&T" Evaluation was held at Wildcat Mt, NH in 1967 (7 original Certs passing)
- First Certified "First Aid" Evaluation was held at Killington in 1968
- First Southern Division Evaluation was held in 1978 at Wintergreen (#109 Phil Birdsong passing)
- The Southern Division Evaluation was moved to Snowshoe in 1980
- Since 1968 there has been 848 Patrollers who have passed the Certified Evaluation
- The Certified program is considered the PhD equivalent of ski patroller achievement
- Since inception 848 Patrollers have achieved Certified Patroller status





SD Certified Membership



NSP Southern Division Membership Stats:

- 36 Active Members (current participating)
- 25 In-active Members (Alum, non-current, retired)
- 7 Associate Members (Eastern & Central Div)
- Representing each of the 4 Southern Division Regions
- Representing management positions at SD ski resorts
- Representing leadership roles within Southern Division
- Representing NSP Board and Program leadership
- Southern Division First Certified Patroller #109 Phil Birdsong (1978) & last #848 Peyton Love (2021)



Program Schedule 2022

Nov. 18, 2022 – Certified Program Roundtable '22 – Zoom Meeting

Dec. 18, 2022 – New Applicant Submission Deadline

Jan. 8, 2022 – Clinic #1 OET/OEC Pre-qualifier @ Timberline Mountain, WV

Feb. 6, 2022 – Clinic #2 OEC/Low Angle/Lift Evac @ Wintergreen, VA

Feb. 12, 2022 – Clinic #3 OEC/ORM/AVI @ Beech Mountain, NC

Mar. 11-12, 2022 – Certified Evaluation @ Snowshoe, WV





Certified Program Prerequisites

Candidate Applicant Must Fulfill the Following Criteria:

- **Current Registered with the National Ski Patrol**
- **Attend and Prequalify at a Certified Ski & Toboggan Clinic**
- **Attend and Prequalify at a Certified OEC Practical Clinic**
- **Be a current NSP Senior Alpine Patroller or Division Equivalent**

Must be a Current Instructor in one or more disciplines:

- **Outdoor Emergency Care (OEC)**
- **Outdoor Emergency Transportation (OET)**
- **Avalanche (AVI)**

Complete NSP Basic Avalanche Awareness or equivalent

Recommended qualifications:

Avalanche Level 1 (AVI L1) or equivalent

Mountain Travel and Rescue (MTR 1) or equivalent



Certified Program Application



Step 1: Contact the Certified Supervisor or Regional Certified Liaison

Step 2: Application Package will be emailed to the Candidate:

- ✓ Complete the Certified Candidate Application Form
- ✓ Complete the Southern Division Supplemental Questionnaire
(Applications are reviewed Certified Credentials Committee for approval)
- ✓ Submit Letter of Recommendation from an Active SD Certified Patroller
- ✓ Submit Letter of Recommendation from Ski Area Management
(Patrol Director or Patrol Representative)

Step 3: Candidate Application Acceptance:

- ✓ Pay Annual Dues \$20 (SD Certified Supervisor)
- ✓ Pre-qualify OET & OEC at the Certified Clinic #1 (Jan. 8, 2022)

Step 4: Attend Clinics, Train with Mentor, and Prepare for the Certified Evaluation

- ✓ March 11-12, 2022 Snowshoe, WV



Certified Evaluation

Candidates passing the Pre-qualifier clinic will be permitted to attend the Evaluation
Candidates must successfully complete all 6 Modules within a consecutive 3-year period
Candidate may receive an extension for Modules if not available in a particular year

The Certified Evaluation

Module 1: Avalanche (AVI)

Module 2: Low Angle / Lift Evacuation (LA/LE)

Module 3: Outdoor Emergency Care (OEC)

Module 4: Outdoor Risk Management (ORM)

Module 5: Skiing and Riding (OET)

Module 6: Toboggan (OET)

Module 1: Avalanche (AVI) (2) Stations

Station 1: Written Evaluation

- 50 question multiple choice; questions based on content from Basic Avalanche Level 1 class taken from NSP Avi test bank
- Candidates must Pass Station 1 to advance Station 2

Station 2: Beacon Search & Interview

- Testing held on slope under simulated debris field conditions
- Candidates to locate (1) beacon in 2 minutes OR
- Candidates to locate (2) beacons in 5 minutes
- Interview Topics: route selection, weather, snowpack assessment, Hazard ID, passive/active control measure, general knowledge



Module 2: Low Angle / Lift Evacuation (2) Modules

Knot Proficiency & Rope Rescue

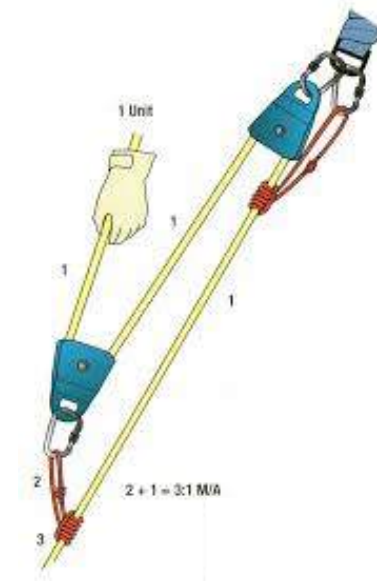

- Demonstrated at Clinic #2 (knots and knowledge)
- Passing permits advancement to Station 2 & 3

Eval Station 1: Low Angle Rope Rescue

- Interview on snow about safety, anchors, inspection, equipment
- Set up lowering system and 3:1 mechanical advantage raising system
- Candidate can use own equipment or Certified Program equipment

Eval Station 2: Lift Evacuation

- Interview on your areas LE program, training, planning, and documentation
- Setup and demonstrate Lift Evacuation system





Module 3: Outdoor Emergency Care (4) Stations

Station 1: OEC Objective Test

50 multiple choice questions taken from OEC 6th Edition (passing 80%)

Station 2: Bystander Problem

Simulated incident where candidate must respond solo and instruct helpers

Station 3: OEC Team Scenarios

Candidates work as team responding to various challenging incidents

Involving triage, multiple injured, extrication, medical

Candidates to lead (1) station; an assist (2) stations either as 2nd or 3rd responder

Station 4: Unresponsive Patient

-Candidate to respond simulated incident requiring rescue breathing CPR/AED

*All OEC stations are scored using points system
and must pass all CPIs to pass each station*



Module 3: Outdoor Emergency Care

Station 3: OEC Team Scenarios



- Candidates work as team responding to various challenging incidents
 - Involving triage, multiple injured, extrication, medical
- Candidates to lead (1) station; an assist (2) stations either as 2nd or 3rd responder
 - Scoring: 80% of available points and miss no CPI's



Triage



Extrication



Management



Multi-injury



Complex problems



Module 4: Outdoor Risk Management

(2 components)



Knowledge Based Interview (1 hour)

Ski Area Operations / Patrol Operations & Risk Management - Mitigation
Staffing / Scheduling (Pro vs Vol)

State Ski Codes and OSHA Compliance/Reporting/Inspections
Insurance and Liability, Workman's Compensation
Area Training Requirements

Operational Procedures, Grooming, Lift Evacuation, Slope Marking

NSP P&P and the Joint Statement of Understanding

Radio Communications, Licensing Requirements

ADA, OSHA, SDS, Medical Waste Management Act, and USFS Land Use Compliance

Slope Interview (on snow 1 hour)

Trail Design & Maintenance Risk Exposure

Terrain Features, Policy, Inspection, Signage

Policies for Snowmobiles, Grooming Equipment and other OTS vehicles


Snowmaking equipment, Training, Policies, Procedures, and Risk Exposures

Policies and procedures for Incident Investigation

Non-skiing risk exposures

Types of insurance losses

Environmental risk exposures





Module 5: Skiing and Riding Core Events & (3) Electives



Core Events

- ✓ Patroller Run
- ✓ Steeps/Bumps

(3) Electives

- Crud Skiing
- Groomed Run
- Free Skiing
- Control Course
- Equipment Carry






Module 6: Toboggan (2) Components

Unloaded Toboggan

Candidates run toboggan in an expedient and controlled manner, maintaining consistent speed. Route selection, mental alertness, skier and slope awareness and good judgment will be evaluated. Skiing/riding ability also considered during scoring.

Loaded Front Toboggan

Toboggan run on steep moguled slope, navigating a series left and right traverse gates, followed by descending the fall line corridor through bumps. Fall line corridor shall be set to follow the most difficult part of the slope. The candidate will demonstrate a controlled expedient run maintaining consistent speed appropriate to the terrain.





SD Certified Contacts:



Greg "Dude" Thomas
Snowshoe (WV Region)
gmthomas67@gmail.com
304-940-2565
#456

Nathan Wageley
Certified Supervisor
Massanutten Resort, VA
ntwageley@gmail.com
703-470-2040
#623

Landon Figg
Wintergreen Resort, VA
(VA Region RD)
landonfigg@gmail.com
(804) 615-3473
#844

Wayne Morgan
Cataloochee, NC
(High South)
wmorgan@cataloochee.com
(828) 606-5910
#756



Jeff Birks
Beech Mountain, NC
(Blue Ridge)
jbirks@juno.com
(407) 908-5638
#847



Questions?